

EZ RENTALS & SALES

DISHWASHERS

Thank you for selecting **EZ Rentals & Sales** for your **DISHWASHER** purchase and hookup. To help us complete your hookup quickly and completely, **please ensure the following prior to delivery:**

You have purchased a **new dishwasher connection kit** – we cannot use existing connection parts for new appliance hookups

- Water shut-off valve is located behind dishwasher or under sink
- Shut-off valve is corrosion-free, in good working condition, has a metal connection and requires no plumbing alterations to connect our parts
- Space provided for dishwasher meets manufacturer's required minimum cabinet opening dimensions
- If an electrical outlet is used, it is positioned so a 5' cord can reach it
- For hookup under solid surface countertops (e.g., granite, Silestone®): you have purchased, or the manufacturer has provided, required side mounting brackets
- Flooring is not obstructing the front legs of the unit

MINIMUM CABINET DIMENSIONS:



Expected Delivery Date: _____

Notes: _____

**Dishwasher hookup is not included in basic delivery rate and is not available in all areas. Additional charges may apply*

CUSTOMER SERVICE (760) 371-1368



T-F 11AM – 5PM, SAT 10AM – 4PM LOCAL TIME

EZ RENTALS & SALES

DRYERS

Thank you for selecting **EZ Rentals & Sales** for your **DRYER** purchase and hookup. To help us complete your hookup quickly and completely, **please ensure the following prior to delivery:**

FOR ELECTRIC MODEL DRYERS: FOR GAS MODEL DRYERS:

- You have purchased a **new electric cord and semi-rigid dryer duct** – we cannot use existing connection parts for new
- An appropriate 220-volt outlet is available and is located within 4' of appliance; dryers will NOT be hardwired. Outlets will look like this:
 
3-PRONG OLD **4-PRONG NEW**
- You have purchased a **new gas flex connection and semi-rigid dryer duct** – we cannot use existing connection parts for new appliance hookups
- Natural gas shut-off valve has a metal connection and is located directly behind appliance.
- **You do not require a propane hookup as they are NOT allowed**
- A 110-volt 3-prong electrical outlet is within reach of power cord

NOTE: No gas hookup in garages

DIMENSIONS OF NEW PRODUCT:

<input type="text"/>	W x	<input type="text"/>	H x	<input type="text"/>	D
----------------------	-----	----------------------	-----	----------------------	---

TOTAL INSTALLATION DIMENSIONS WITH PEDESTAL:

<input type="text"/>	W x	<input type="text"/>	H x	<input type="text"/>	D
----------------------	-----	----------------------	-----	----------------------	---

Expected Delivery Date: _____

Notes: _____

REMINDER:
It is critical to measure available space.

**Gas appliance hookup, stacking kits and pedestals are not included in basic delivery rate. Gas hookup not available in all areas. Additional charges may apply. Please note: stacking kits and pedestals can be installed only if purchased and delivered with laundry pair. All dryer models must be vented to the outside of the dwelling; no side venting is offered at time of delivery.*

CUSTOMER SERVICE (760) 371-1368

T-F 11AM – 5PM, SAT 10AM – 4PM LOCAL TIME

EZ RENTALS & SALES

ELECTRIC RANGES

Thank you for selecting **EZ Rentals & Sales** for your **ELECTRIC RANGE** purchase and hookup. To help us complete your hookup quickly and completely, **please ensure the following prior to delivery:**

- An anti-tip device has been furnished by the manufacturer – these must be installed on all ranges
- You have purchased a **new electric cord** – we cannot use existing connection parts for new appliance hookups
- An appropriate outlet is available and located within 4' of appliance; ranges will not be hardwired. Outlets will look like this:



3-PRONG
OLD



4-PRONG
NEW

**Over the range microwave hookup is not included in basic delivery rate. Additional charges may apply. Please note: over the range microwaves require a nearby, dedicated electrical outlet and will not be hardwired.*

MINIMUM CABINET DIMENSIONS:



Expected Delivery Date: _____

Notes: _____

CUSTOMER SERVICE (760) 371-1368

T-F 11AM – 5PM, SAT 10AM – 4PM LOCAL TIME

EZ RENTALS & SALES

GAS RANGES

Thank you for selecting **EZ Rentals & Sales** for your **GAS RANGE** purchase and hookup. To help us complete your hookup quickly and completely, **please ensure the following prior to delivery:**

- An anti-tip device has been furnished by the manufacturer – these must be installed on all ranges
- You have purchased a **new gas flex connection** – we cannot use existing connection parts for new appliance hookups
- Natural gas shut-off valve has a metal connection and is located directly behind appliance
- **You do not require a propane hookup as they are NOT allowed**
- You have verified a Liquid Propane conversion kit is provided by manufacturer; if not, it must be ordered
- A 110-volt 3-prong electrical outlet is within reach of power cord

**Gas appliance and over the range microwave hookups are not included in basic delivery rate and not available in all areas. Additional charges may apply. Please note: over the range microwaves require a nearby, dedicated electrical outlet and will not be hardwired.*

DIMENSIONS OF NEW PRODUCT:

<input type="text"/>	W x	<input type="text"/>	H x	<input type="text"/>	D
----------------------	-----	----------------------	-----	----------------------	---

Expected Delivery Date: _____

Notes: _____

CUSTOMER SERVICE (760) 371-1368

T-F 11AM – 5PM, SAT 10AM – 4PM LOCAL TIME



OVER THE RANGE MICROWAVES

Thank you for selecting **EZ Rentals & Sales** for your **OVER THE RANGE MICROWAVE** purchase and hookup. To help us complete your hookup quickly and completely, **please ensure the following prior to delivery:**

- The bottom edge of cabinet is at least 30" from cooking surface
- A 110-volt 3-prong electrical outlet is within reach of power cord; over the range microwaves will not be hardwired
- No tile drilling is required – delivery agents will not drill into tile behind over the range units during hookup

**Existing over the range microwave removal or replacement is not included in basic delivery rate. Additional charges may apply. Please note: replacement or hookup of range hoods is not available.*

DIMENSIONS OF NEW PRODUCT:

<input type="text"/>	W x	<input type="text"/>	H x	<input type="text"/>	D
----------------------	-----	----------------------	-----	----------------------	---

Expected Delivery Date: _____

Notes: _____

CUSTOMER SERVICE (760) 371-1368

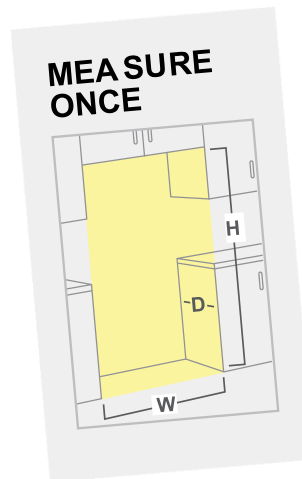
T-F 11AM – 5PM, SAT 10AM – 4PM LOCAL TIME

EZ RENTALS & SALES

REFRIGERATORS

Thank you for selecting **EZ Rentals & Sales** for your **REFRIGERATOR** purchase and hookup. To help us complete your hookup quickly and completely, **please ensure the following prior to delivery:**

- You have purchased a new water line connection kit – we cannot use existing connection parts for new appliance hookups
- A 110-volt, 3-prong electrical outlet is within reach of appliance power cord
- For ice and water dispensing models: water shut-off valve is located within 6' of appliance and on same floor
- Shut-off valve is corrosion-free, in good working condition, has a metal connection and requires no plumbing alterations to connect our parts
- Refrigerator clearance measurements account for cooling space as required by manufacturer, including any moulding
- Old refrigerator is empty prior to haul-away (if applicable)
- Doorways, hallways and stairways are wide enough to fit the unit
- Counter depth units may require installation of manufacturer provided anti-tip device



DIMENSIONS OF NEW PRODUCT:

<input type="text"/>	W x	<input type="text"/>	H x	<input type="text"/>	D
----------------------	-----	----------------------	-----	----------------------	---

TOTAL INSTALLATION DIMENSIONS WITH MOULDING:

<input type="text"/>	W x	<input type="text"/>	H x	<input type="text"/>	D
----------------------	-----	----------------------	-----	----------------------	---

Expected Delivery Date: _____

Notes: _____

CUSTOMER SERVICE (760) 371-1368

T-F 11AM – 5PM, SAT 10AM – 4PM LOCAL TIME

EZ RENTALS & SALES

WASHING MACHINES

Thank you for selecting **EZ Rentals & Sales** for your **WASHING MACHINE** purchase and hookup. To help us complete your hookup quickly and completely, **please ensure the following prior to delivery:**

- You have purchased **new standard-length supply hoses** (if not included with washer) – we cannot use existing connection parts for new appliance hookups
- Water shut-off valve is located within 4' of appliance and on same floor
- Shut-off valve is corrosion-free, in good condition, has a metal connection and requires no plumbing alterations to connect our parts
- A 110-volt, 3-prong electrical outlet is within reach of power cord
- Stacking kit and pedestals are purchased (if applicable)

**Stacking kits and pedestals are not included in basic delivery rate. Additional charges may apply. Please note: stacking kits and pedestals can be installed only if purchased and delivered with laundry pair.*

DIMENSIONS OF NEW PRODUCT:

<input type="text"/>	W x	<input type="text"/>	H x	<input type="text"/>	D
----------------------	-----	----------------------	-----	----------------------	---

TOTAL INSTALLATION DIMENSIONS WITH PEDESTAL:

<input type="text"/>	W x	<input type="text"/>	H x	<input type="text"/>	D
----------------------	-----	----------------------	-----	----------------------	---

Expected Delivery Date: _____

Notes: _____

CUSTOMER SERVICE (760) 371-1368

T-F 11AM – 5PM, SAT 10AM – 4PM LOCAL TIME